

DURABLE and SUSTAINABLE CENTRIFUGES

MAIN ADVANTAGES:

- > Solid metal housing
- > Lid Locking System – SAFE TO USE
- > Variable Speed with Closed Loop Regulation
- > Electronic Timer with HOLD function
- > Microprocessor Controlled Functions of Cover, Time and Speed
- > Up to 15 programs














The **Centric 322A** is universal bench-top microprocessor controlled centrifuge. It is ideal for your routine separations and effectively does the work of several single-function centrifuges. A choice of five different rotors allows you to process test tubes from 0,25 to 100 ml as well as microtiter plates. Microprocessor supervises accurate rotating speed, precise time, smooth braking, diagnoses different error conditions and provides maximum and fastest auto-diagnostics and service statistics. Your most used parameters can be saved in 15 different programs trough user friendly keyboard which allows you to use the centrifuge without special operating instructions and programming skills. All results are displayed clearly on digital display.

Safety lid opens only after spinning is completed, light indicates when motor is running and when there is a need to change motor brushes. Automatic imbalance function stops the centrifuge if the rotor is unbalanced. Stainless steel chamber area is easily loaded and cleaned through the large aperture. Due to active air cooling system temperature in the chamber does not increase significantly even a longer centrifugation times.



TECHNICAL DATA	CENTRIC 322A
Code for 230V 115V	464.000 1464.000
Power supply	230V / 50-60Hz 115V / 50-60Hz
Power requirement	550W
Fuses	2x5A T - 230V 2x10A T - 115V
Max. rotation speed	500 to 6.000 rpm
Rotating speed adjustment	In steps of 100 rpm
Centrifugation duration	1 - 99 min (in steps of 1min), HOLD function
Program settings	15 programs
Deceleration	0 - 9 levels
Permitted ambient temperature	+ 10°C to + 30°C
Permitted max. relative air humidity	85%
Dimensions (H x W x D)	360 x 400 x 460 mm
Weight	28kg


Accessories for CENTRIC 322A

	FOUR PLACE SWING OUT ROTOR RS 4/100 Code No. 464.178		BUCKET (set of 4) Code No. 462.200		SEALED BUCKET (set of 4) Code No. 464.200
---	--	---	--	---	---

INSERTS											
Insert Code No.	462.203	462.203	462.203	462.203	462.240	462.208	464.220	462.213	462.218	462.218	462.224
Red. plate Code No. (set of 4)	464.203	464.205	464.207						462.222		
Tube capacity (ml)	0.25	0.5	1.5	5-7	5-7	10-12	15	25	50	50	100
Places in insert	12	12	12	12	7	6	2	2	1	1	1
Max. No. of tubes	48	48	48	48	28	24	8	8	4	4	4
Tube dimension $\phi \times d$ (mm)	6 x 30 6 x 45	8 x 32 8 x 45	11 x 40 11 x 45	12 x 75	12 x 75 Vacutainer	16 x 110 Vacutainer	16 x 120 Falcon	24 x 100	29 x 115 Falcon	36 x 100	44 x 100
Max. tube dimension $\phi \times d$ (mm)	6 x 45	8 x 45	11 x 45	12.5 x 100	12.5 x 100 cap ϕ 17	16.5 x 105	16.5 x 121 cap ϕ 35	25 x 110	29 x 115 cap ϕ 35	36 x 110	44 x 100
Max. radius (mm)	132/145	132	138	145	145	142	145	142	142	142	142
Max. speed (RPM)	4000	4000	4000	4000	4000	4000	4000	4000	4000	4000	4000
Max. RCF (g)	2360/2590	2360	2470	2590	2590	2540	2590	2540	2540	2540	2540

Various angle rotors can accept up to 30 tubes arranged in one or two concentric rows. Tubes are placed in angle of 45°. Have in mind that the outer row has greater RCF.	ANGLE ROTOR RA 30/12 Code 464.275					ANGLE ROTOR RA 6/50 Code 464.320	ANGLE ROTOR RA 8/20 Code 464.XXX	ANGLE ROTOR RA 24/1,5 Code 464.340	
									
Shields Code No. (set of 30)	464.280					464.295	464.325 (set of 6)	464.XXX (set of 8)	-
Adapter Code No. (1 pcs)	454.141	454.147	454.151	-	-	-	-	464.XXX	-
Adapter capacity (ml)	5	7	10	12	15	50	20	15	1,5 - 2
No. Of tubes per rotor	30	30	30	30	30	6	8	8	24
Max. tube dimension $\phi \times d$ (mm)	12 x 75 Vacutainer	12 x 100 Vacutainer	16 x 100 Vacutainer	16 x 100 Vacutainer	16 x 120	29 x 115 Falcon	16 x 150	16 x 120 Falcon	11 x 40 Eppendorf
Max. radius (mm)	113 / 69	130 / 115	121 / 106	130 / 115	145 / 130	125	160 / 140		82
Max. speed (RPM)	4300	4300	4300	4300	4300	4300	4300	4300	6000
Max. RCF (g)	2335/1985	2690/2380	2400/2130	2690/2380	3000/2690	2583	3200 / 2700		3300

TWO-PLACE SWING OUT ROTOR Code No. 464.300	MICROTITER PLATE CARRIER (set of 2) Code No. 464.310
	
Nol. of plates per rotor	6 plates
Size of plate (mm)	86 x 128
Max. radius (mm)	132
Max. speed (RPM)	3000
Max. RCF (g)	1330

CYTO ROTOR Code No. 464.360	
CYTO ROTOR Cytology rotor can accept up to 12 cellfunnels.	
Shields Code No.	-
Adapter Code No. (1 pcs)	-
Cellfunnel capacity (ml)	0,5
No. Of cellfunnels per rotor	12
Max. cellfunnel dimension $\phi \times d$ (mm)	-
Max. radius (mm)	-
Max. speed (RPM)	2000
Max. RCF (g)	-

On special request we can provide special custom tube adapter.

We reserve the right to alter specification details etc. without prior notice or liability!

DOMEL®

DOMEL, d.o.o., Otoki 21, 4228 Železniki
BU Laboratory Systems, Na Plavžu 79, 4228 Železniki
 Phone: +386 4 5117 500 Fax: +386 4 5117 501
 WEB: <http://labs.domel.com> E-mail: info@tehtnica.si